

1) Unpack your new FloBed AirCore



- Unpack your New FloBed.
- Open carton & lay on side.
- Slide components out.
- Leave latex in plastic bags.



2) Check Foundation Components

Parts Description Quantity

- Foundation Sections 6



- 2 1/4" Carriage Bolts 8
- Washers 8
- Wing Nuts 8



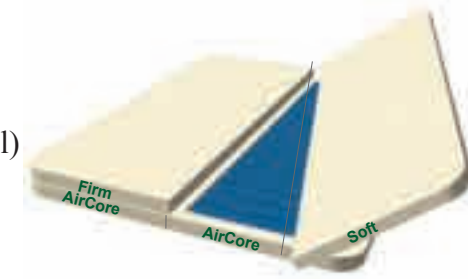
- Glide Leg Set K/Q 16
- or Support Legs K/Q 2 (for use with metal bed frame)




3) Check AirCore Mattress Components

Make sure you have all components

- **AirCores** - K/Q/Dbl (2 sets)
- Twin (1 set)
(each AirCore includes latex tray and AirCell)
- **Latex Cores***
King, Queen or Double - (2 pieces)
Twin - (1 piece)
- **Premium Layer** - Deluxe or Zone
King, Queen or Double (2 pieces)
Twin (1 piece)
- **Comfort Pad** Latex or Memory Foam (1 piece)
- **Zipper Cover** (1 piece)
- **Pump**



Memory Foam



Latex Convolute



Firmness History

Left Side	Right Side


4) Set up Foundation

Place foundation Sections on floor.

1. Position 3 foundation sections together to form 1/2 foundation.


- a) Match end section strut A to center section strut A.
- b) Match end section strut B to center section strut B.

2. Repeat with other pieces to form 2nd half of foundation.



- a) Match end section strut C to center section strut C.
- b) Match end section strut D to center section strut D.

3. Put 2" Bolts through pre-drilled holes of struts, pointing to center.
4. Place washer and wing nut on end of bolt. Tighten finger tight.



If using metal bed frame:

1. Each foot section has 2 threaded receiver plates for Support Legs. Twist in Legs.
2. Place foundations on bed frame with center support running head to foot, supporting center of foundations.

If using Glide Legs: Twist in 16 legs (8 for Twin)



If using a Bedstead with Cross-Slats:
Be sure you have 4 or 5 slats.
(2 under head sections, 2 under foot sections, and if 5 slats, one center)
Also be sure at least two slats have center leg support to floor.



5) Set up Mattress


1. Place mattress cover on top of foundation. Unzip and remove top of cover.
2. Pull sides of cover down around foundation (or box spring). This will keep cover in place as you position the cores.



Pull cover down over foundation (inside out)



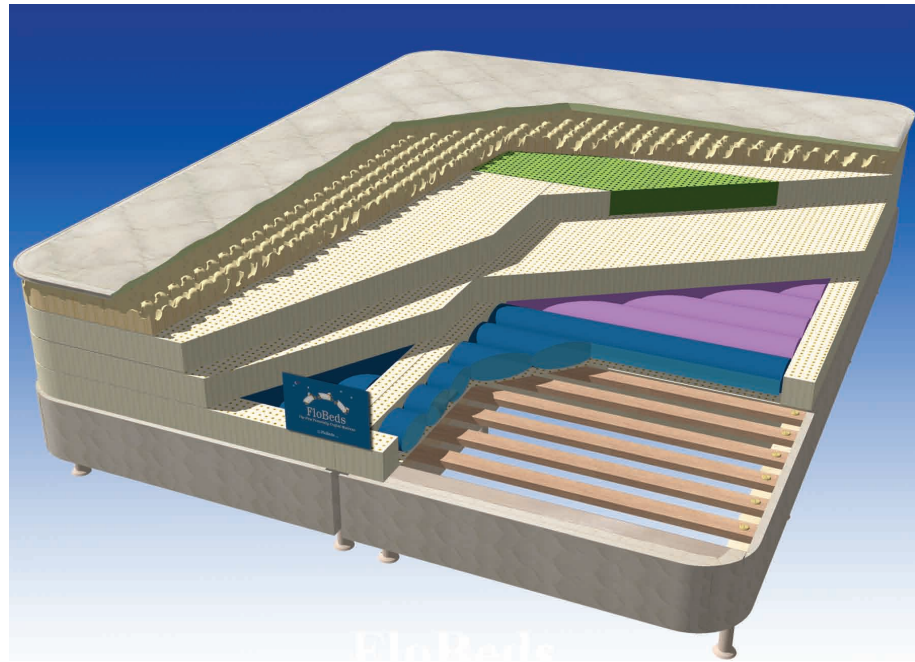
Each AirCore has been installed in the latex tray. Place Air Core with hoses exiting toward head of bed and thinner 2" rail to center.



Shown with Zoned AirCell

3. Position AirCore(s) on foundation with hoses at head (for King/Queen put thinner 2" rails in center next to each other).
4. Place AirPump at head of bed. Run air supply hose out exit hole in bottom of cover. Connect to pump, matching colors of hose end to pump. If you ordered Zoned Air Cell, you will have two hoses for each side.
5. Inflate AirCore(s) to top of rail.
6. Peel plastic bag down off latex core. Position latex gently in the firmness arrangement desired, Place firmness labels at foot for easy reference.
7. If you have ordered a zoned or deluxe mattress, place premium layer on top of secondary cores (for a diminished zone feeling, you may place zoned latex down one layer). For vZone instructions, see #8 on back.
8. Lay comfort pad over cores; If you have Latex, place convolute (bumps) up — If you have Memory Foam, allow topper to expand for several hours.
9. Pull up cover sides and zip closed.
10. We recommend a cotton mattress pad.

*NOTE: Unlike conventional mattresses, your FloBeds sleep system allows you to see the components of your mattress, you know what you are sleeping on. Latex is a natural product and will have minor inconsistencies and blemishes. All Latex beds have pieces laminated together (latex is not made to mattress sizes). The edges may have fractures or be uneven and may have been repaired with nontoxic glue. These will not affect the ability to provide your body with superior support. Memory Foam discoloration from light is normal. Latex may be gently washed with soap and water.



Your **FloBeds Cover** is made of Cotton and/or Wool. Our covers unzip, so you can easily hang your mattress top in the sun. We suggest sunning your mattress top a couple of times a year. Sunning will help eliminate dust mites. If you suffer from severe allergies, with the top off, you can vacuum the inside top of your mattress components to remove allergens. That, combined with your sunned mattress top will provide you with cleanest and most comfortable mattress possible. Your mattress cover may be spot washed with cold water and mild soap. It should be line dried. **Do Not Wash. Do Not Put in Dryer.** If you feel you need to clean the entire cover, we recommend professional cleaning. Be sure to inform your cleaner of the contents: Cotton and Wool.

(We use Snow Cleaners 1-800-818-7669)

8) vZone (optional)



The vZone can be adjusted to your body.

Make one area firmer, one zone softer...

Each vZone has firmer and softer zones that can be switched. If you have purchased a vZone FloBed, you can eliminate pressure points in any zone: shoulder, hips or stomach (especially nice for a pregnancy). You can provide extra support for your lumbar zone.

Call 1(800)FloBeds for special vZone.

Lumbar Zone:

To change lumbar/midbody firmness, change with head zone or knee zone.

Shoulder Zone:

If you would like extra relief for your shoulders, simply switch for softer shoulder area.

Call 1(800)FloBeds for special firmness

Hip Zone:

If your hips need a different firmness, simply switch with foot section.

Pregnancy Zone:

Switch hip zone with lumbar zone to make extra room for that new addition (our special pregnancy option comes with 3 tummy zones to insure your comfort).

Call 1(800)FloBeds for special firmness.



90 Night Test Rest & Firmness Guarantee

Satisfaction Guaranteed, or your money back.

We know how important the mattress you sleep on is.

The **FloBeds Firmness Advisor** and **comfort experts** can usually get your firmness right the first time. Our Goldilocks guarantee says we will make each side **"Just Right!"** So it isn't, we'll make it right. Our unique design, with dual reversible firmness means you will most likely get the firmness that is right for you the first time. But if you don't, our component design allows us to promptly replace just the part you need to achieve the comfort you deserve. And since we can ship it via UPS, it is easy and inexpensive for you to receive your new firmness. If you live in the United States, we will pay the shipping to you on a core exchange. We ask you to pay the return shipping. This is usually in the \$20 range.

You can call us or visit FloBeds.com and click on the **my account icon** at the top of the page to order your new firmness.



If you are not 100% satisfied with your new bed, we will give your money back. You only pay the freight. **REST ASSURED.** We guarantee your comfort.

Remember...Your dreams may vary

How to Shrink Latex Cores for Shipping

Tools Needed:

- Original Plastic Bags
- Vacuum with Hose
- 2" Packing Tape


1. Fold into thirds.
2. Place in larger bag.



3. Place end of vacuum hose into bag, slightly between latex folds. Loosely twist bag around hose and squeeze tight. Turn on vacuum. If vacuum slows, pull back hose 1/2" or so.



4. When core has shrunk to 1/3 size, pull hose out, and twist bag tightly.



5. Immediately place it into the smaller plastic bag twisted end out, then roll the end of the smaller bag and tape closed.

6. Place it into the box. Seal with 2" packing tape.

Your FloBeds Account

- Track Shipments
- Order Firmness Exchanges
- Refer Friends (and earn free sheets:)
- Order another FloBed



At the top of each page at FloBeds.com you will see the **my account icon** which will give you access your order history and other customer service



New this year is our **Thank You** for telling your friends about FloBeds, please accept this set of 100% cotton sheets on us. See details at FloBeds.com/my_account.htm.

At your FloBeds account you can receive special customer discounts as well.

At FloBeds... "We've got your back!"

Remember: Your Dreams May Vary!

Latex 20 year Limited Warranty

Your Latex Mattress has been manufactured using the highest available quality materials and workmanship. It has been carefully inspected and been found to be free of defects. The Provisions of this warranty apply to the original owner of the product so long as the warranty provisions remain in effect. Freight cost to and from the authorized repair facility is the responsibility of the mattress owner. At no charge to you we will determine the nature of the defect and if the fault is ours, we will repair or replace it at our option; subject to prorated charges set forth below. Authorization from the factory to return products must be obtained prior to return.

The Twenty (20) year warranty will be prorated as follows from the date of purchase. The first ten (10) years — no additional charge. The next five (5) years— 50% of the then current manufacturer's suggested retail price of the affected item. The last five (5) years—75% of the then current manufacturer's suggested retail price of the affected item.

This warranty covers workmanship and materials. Implied warranties are limited to the terms of this warranty. In no event shall the company be liable for indirect or consequential damages.

This warrant is additionally subject to the following conditions: 1. Warranty does not apply to bedding, if upon inspection, it is unsanitary or been subjected to abnormal use. 2. If identical materials are not available at the time of repair or replacement we reserve the right to substitute material. This warranty gives you specific legal rights and you may also have other rights, which vary from state to state. Some states do not allow limitations on how long an implied warranty will last or the exclusion limitation of identical or consequential damages, so the above limitation or exclusions may not apply to you.

Normal leveling or flattening of our materials or body impressions of less than one inch, which occur in normal use of the mattress, are not covered in the warranty. Slight body impressions in a new mattress indicate that the fiber layers are conforming to your body's individual contours. These are not structural defects but normal occurrences in the performance of the mattress.

If mattress is returned in compliance with the warranty above and found to be defective, the remedies as set forth above shall be determined by FloBeds, 1(800)FloBeds, 234 E. Redwood, Fort Bragg, CA 95437.

AirCore Cylinder/Memory Foam 20 year Limited Warranty

AirCore Cells, pump, and Memory Foam pressure relief comfort layer are covered by the following: The Twenty (20) year warranty will be prorated as follows from the date of purchase. The first three (3) years—no additional charge. The next 12 (12) years—50% of the then current manufacturer's suggested retail price of the affected item. The last five (5) years— 75% of the then current manufacturer's suggested retail price of the affected item. All other conditions of the Latex warranty above apply to the AirCore Mattress.

07082008